

Indiana University Health Center Patient Portal Information

How do I log in?

You will receive an email with your username and password.

Go to the IU Health Center webpage:
healthcenter.indiana.edu

Click on the **LOGIN**



OR

Go directly to the Portal
healthcenter.indiana.edu/portal
Enter your username/password

A screenshot of the Patient Portal login form. The form has a blue header with the text "Enter the details below". Below the header are two input fields: "User Name" and "Password". There is a "Login" button at the bottom right and a "Trouble logging in" link at the bottom left.

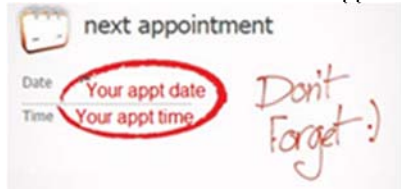
Can't remember your username or password?

Click on "Trouble logging in"



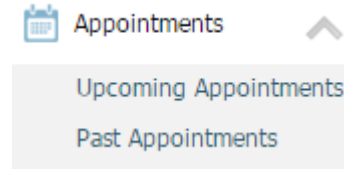
How do I see my next appointment?

On the dashboard look for the "next appointment" box



How can I see all of my appointments?

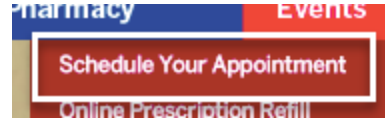
Choose either Past or Upcoming



How can I schedule an appointment online?

Go to the IU Health Center webpage
healthcenter.indiana.edu

Click on **SCHEDULE YOUR APPOINTMENT**



OR

On the Patient Portal Dashboard
Click the blue link

Schedule your appointment online now.

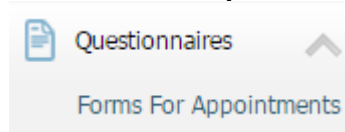
<https://scheduler.iuhc.iub.edu/scheduler>

How do I know if I need to fill out an intake form?

You will receive a message with instructions.

How do I fill out the **REQUIRED** Health History Questionnaire?

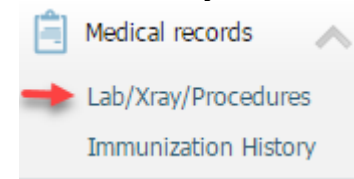
Questionnaires - Forms for Appointments –
Choose Health History Questionnaire



How do I view my Immunization information?



How can I view my lab or x-ray results?



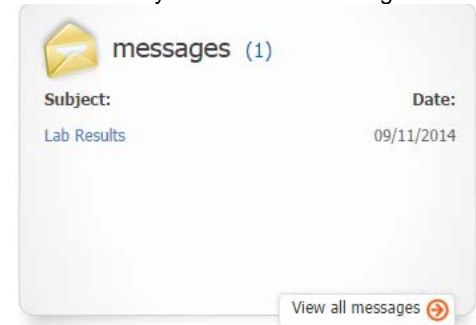
Click on the Lab/Xray listed to view the results

Your Lab / Diagnostic Reports	
Order Dt	Name
09/22/2017	Varicella Zoster titer IgG (Immunity)

**Not all results are available on the portal.

How do I read messages in my inbox?

The "messages" box will be viewable on the dashboard if you have new messages



OR



How do I send a message to a provider?

Message can't be sent to staff.

Please call your provider with any questions.